



| ICAO

# INTERNATIONAL CIVIL AVIATION ORGANIZATION

A UN SPECIALIZED AGENCY





ICAO

ENVIRONMENT

# Airports and Operations and Green Airports





## Outline

### **CAEP Working Group 2 (WG2) on Airports and Operations**

- **Overview of WG2 and Current Work**
- **Guidance Materials on Airports and Operations**
- **Examples of Actions from SAPs**

### **Green Airports**

- **Innovation and Aviation**
- **Innovation at Airports**
  - SAF integration to Airports
  - Cleaner energy transition and sustainable infrastructure





# CAEP Working Group 2 (WG2) on Airports and Operations

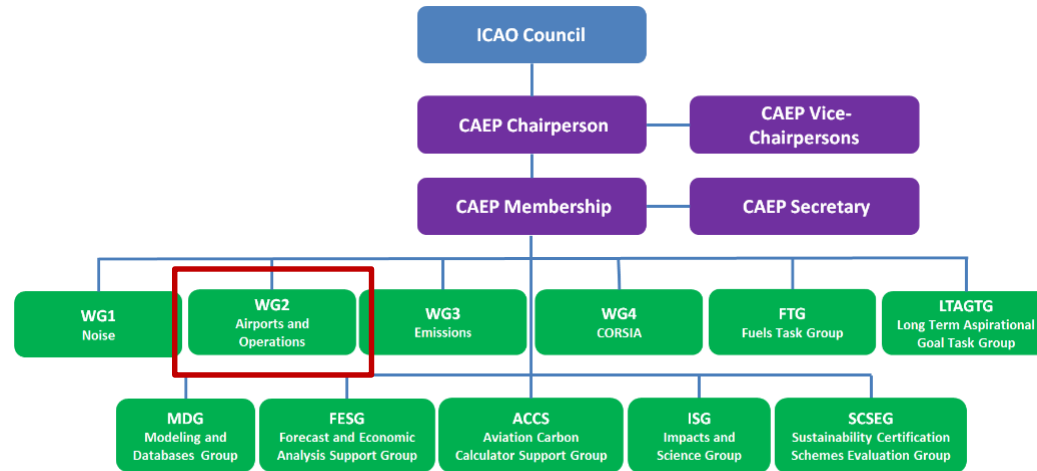




## ICAO CAEP Working Group 2

- Environmental issues related to airports and aircraft operations in the vicinity of the airports.
- Develop and disseminate:
  - wide range of guidance materials related to airports and operations
  - practical and ready-to-use information to support the planning and implementation of airport infrastructure projects: **“Eco Airport e-collection”**

## CAEP Structure





## ICAO CAEP Working Group 2 – Topics Covered



**Airports and  
Airport  
Operations**



**Air Navigation  
and Traffic  
Management**



**Operational  
Measures to  
Reduce Noise  
and Emissions**



**Climate  
Adaptation**



**Community  
Engagement**



## ICAO CAEP Working Group 2- Current Work



### Climate Adaptation

Update of the Climate Adaptation Synthesis Report produced in the CAEP/11 cycle (2016-2019).



### Air Navigation and Traffic Management

Review and update of the Continuous Descent Operations Manual - ICAO Doc. 9931



### New E-Publications for Eco-Airport Toolkit Collection

GHG Management and Mitigation, Environmental Impacts of Unmanned Aircraft Operations, Innovation and Technology in Airport Sustainability, Single Use Plastics, Sustainable Energy at Airports etc.



### Operational Measures to Reduce Noise and Emissions

Noise Monitoring Good Practices  
Environmental Interdependencies in Various Operating Scenarios  
Operational Opportunities to Reduce Non-CO2 Effects On Climate Change / Contrails and Aviation Induced Cirrus



### Airports and Operations Community Engagement

Post Pandemic Dynamics, Noise vs Emissions



# Guidance Materials on Airports and Operations

Doc 9184 – Airport Planning Manual – Part 2 – Land Use and Environmental Management to include best practices on land use planning, environmental management and climate change adaptation



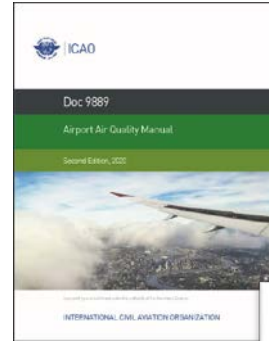
Operational Opportunities to Reduce Fuel Burn and Emissions (Doc.10013)

Airport Air Quality Manual (Doc 9889)

Environmental benefits Analysis of Aviation System Block Upgrade (ASBU) (included in SAP Guidance document)

Circular 351 Community Engagement for Aviation Environmental Management

ICAO Doc 10177 on Operational Opportunities to Reduce Aircraft Noise (upcoming)



<https://www.icao.int/environmental-protection/Pages/CAEP-WG2.aspx>





# Guidance Materials on Airports and Operations

Eco airports e-collection



Climate Adaptation Synthesis Report

Environmental Community Engagement for Performance-Based Navigation

State of Play Report on Environmental Metrics of Relevance to the Global Aviation System

State of Play Report on Review of Measures to Better Understand Encroachment around Airports

Guidance Report on Climate Change Risk Assessment, Adaptation, and Resilience



# Guidance Materials on Airports and Operations

## Environmental benefits Analysis of Aviation System Block Upgrade (ASBU) (included in SAP Guidance document)



### ICAO Doc 9988 Chapter 4 Operational Improvements

### ICAO Doc 9988 Appendix C Table C-2. Rules of thumb for estimating expected results by measure

Block 0 Module	Benefits
Improved Flexibility and Efficiency in Descent Profiles — Continuous Descent Operations (B0-CDO)	Fuel efficient descent profiles.
Improved Operations through Enhanced En-route Trajectories — Free-route Operations (B0-FRTO)	Greater routing possibilities, reducing potential congestion on trunk routes and busy crossing points resulting in reduced flight lengths and fuel burn.
Improved Traffic Flow through Sequencing — Runway Sequencing (B0-RSEQ)	Reduced holding and low level vectoring has a positive effect on fuel usage.
Improved Flexibility and Efficiency in Departure Profiles — Continuous Climb Operations (B0-CCO)	Fuel efficient climb profiles.
Improved Flow Performance through Planning based on a Network-wide View — Network Operations (B0-NOPS)	Reduced fuel burn when delays are absorbed on the ground with shut engines; rerouting generally increases flight distance, but this is generally compensated by other airline operational benefits.
Improved Safety and Efficiency through the Initial Application of Data Link En-route — Trajectory-based Operations (B0-TBO)	Routes/tracks and flights can be separated by reduced minima, allowing flexible routings and vertical profiles closer to the ones preferred by the users.
Increased Runway Throughput through Optimized Wake Turbulence Separation (B0-WAKE)	Reduced delays and associated fuel consumption.



Category	Sub-category	Measure (References)	Rule of thumb	Example
Operational improvements (continued)	More efficient ATM planning, ground operations, terminal operations, en-route operations, airspace design and usage, aircraft air navigation capabilities (continued)	Measures to improve fuel efficient departure and approach procedures:	Use IFSET or FS = 90-150 kg (0.09-0.15 tonnes) of fuel * number of CCOs	A State averages 2,000,000 flights per year. Currently, 50 of its airports offer CCO which accounts for approximately 200,000 departure movements. Expert judgement estimates that CCO is performed by 80% of the departures, a total of 160,000 departure movements.  The annual fuel savings can be estimated as: — 0.09 * 160,000 = 14,400 tonnes of fuel saved (low end of range) — 0.15 * 160,000 = 24,000 tonnes of fuel saved (high end of range)
		CCO (CAEP/10 Report 2016)		
		Measures to improve fuel efficient departure and approach procedures:	Use IFSET or FS = 0 kg to 30 kg of fuel (0 to .03 tonnes) * number of departure movements on PBN SID	A State averages 1,000,000 flights per year. Currently, 50 of its airports have implemented PBN SID which is estimated to be used by 200,000 departure movements. Expert judgement is that 100% of these departures fly the PBN SID.  The annual fuel savings can be estimated as: — 0.0 * 200,000 = 0 tonnes of fuel saved (low end of range) — 0.03 * 200,000 = 6,000 tonnes of fuel saved (high end of range)
		PBN SID (CAEP/10 Report 2016)		
		Measures to improve collaborative decision making:	Use IFSET or FS = time savings (1 to 3 min) * number of movements	An airport with an average of 100,000 movements (both departures and arrivals) annually is implementing A-CDM. On average, aircraft at the airport burn 12 kg (0.012 tonnes) per minute during taxi. The benefit of A-CDM (non-U.S. version) is achieved during the total taxi phase (taxi-in and taxi-out).  The annual fuel savings can be estimated as: — 1 * 0.012 * 100,000 = 1,200 tonnes of fuel saved (low end of range) — 3 * 0.012 * 100,000 = 3,600 tonnes of fuel saved (high end of range)
		A-CDM (non-U.S. version)		
		Measures to improve collaborative decision making:	Use IFSET or FS = time savings (1 to 2 min) * number of departure movements	An airport with an average of 50,000 departure movements annually is implementing A-CDM. On average, aircraft at the airport burn 12 kg (0.012 tonnes) per minute during taxi. The benefit of A-CDM (U.S. version) is achieved only during the taxi-out phase.  The annual fuel savings can be estimated as: — 1 * 0.012 * 50,000 = 600 tonnes of fuel saved (low end of range) — 2 * 0.012 * 50,000 = 1,200 tonnes of fuel saved (high end of range)
		A-CDM (U.S. version)		

# Guidance Materials on Airports and Operations

## Eco airports e-collection

ICAO fosters the **exchange of information on best practices for Green Airports**, covering such subjects as smart buildings, renewable energy, green mobility, climate change resilience resource and biodiversity protection, community engagement and sustainability reporting



With the aim of sharing and harmonizing best practices amongst airports. ICAO has developed **practical and ready-to-use information to support the planning and implementation of airport infrastructure projects**

*The material is provided as general information only*

[Eco-Airport Toolkit e-collection \(icao.int\)](https://www.icao.int)



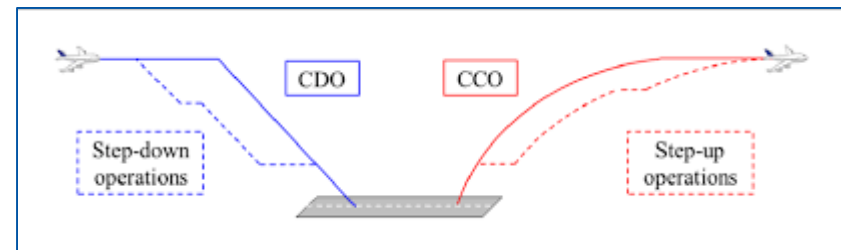
## Examples of actions

### Mitigation Measures related to Airports and Operations from SAPs

#### Fuel-Efficient Departure and Approach Procedures in Cabo Verde

Design and implementation of CCO and CDO procedures at all international airports

- ✓ allow the operators to fly a profile that is as close as possible to the optimum profile with continuous climb or descent during their approach for the international airport
- ✓ enables to attain initial cruise climb Flight level at an optimum air speed and engine thrust reducing fuel burn and emission and noise reduction





# Implementation of Performance Based Navigation (PBN) in Nigeria

- ✓ improve air navigation facilities and air traffic management systems
- ✓ reduced flight times, terminal delays, fuel consumption, and distance flown
- ✓ increase in flight efficiency and reduction in fuel burn and CO2 emissions

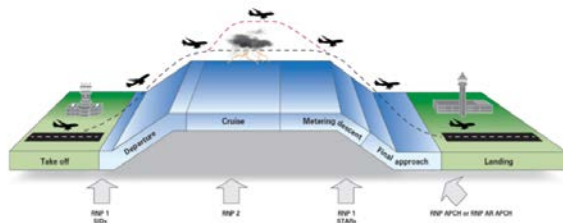


FIGURE 1: Application of PBN in the Nigerian Airspace

TABLE 1: New PBN RNAV10 Routes with Savings in Distance, Fuel and Emissions

S/No	Route Designator	Type of Route	Routing	FIRs Involved	Distance Savings (nm)	Fuel Savings (kgs)	CO <sub>2</sub> Savings (kgs)
1	UQ300	New Route RNAV10 IATA Request	KOKAM – NLY – ILBAS – EDGOT	Brazzaville, Kano	29	179	566
2	UY604	RNAV10 New, Nigerian Request	POT-BIPIV	Kano, Brazzaville	30	193	610
3	UQ181	New Route RNAV10 IATA Request	BIPIV – TENTU	Brazzaville, Kano, Accra	44	550	1750
4	UQ400	New Route RNAV10 IATA	BIPIV – NANOS	Brazzaville, Kano, Niamey	30	179	566
5	UQ324	New Route RNAV10 IATA Request	NY-GULEN-KELAK	Niamey, Kano, Ndjamena, Khartoum	50	618	1953
6	UY333	RNAV10 New, Nigerian request	KIGRA-OPDOL-UBEVA	Kano, Niamey, Algiers, Tunis	44	550	1730
7	UY87	New Route RNAV10	TYE-KIDKI	Kano, Accra, Abidjan	15	91	287
8	UY57	New Route RNAV10 ACCRA Request	LIREX-SESIG	Kano, Accra, Abidjan	7	39	123
9	UQ200	New Route RNAV10 IATA Request	ADDIS – LAGOS (GWZ) – GADUV	Addis, Khartoum, Ndjamena, Brazzaville, Kano	95	950	3002
10	UY87	New Route RNAV10	TYE-KIDKI	Kano, Accra, Abidjan	15	91	287





## Green Airports

*“acceleration of the clean energy transition through the latest innovations at airports”*





## Innovation and Aviation

- The aviation industry is technology-driven
- Innovations will always be a key driver for the sector and its supply chain
- Innovation is critical for improving efficiency and operational capabilities and for creating value through:
  - ✓ improvements in air traffic management,
  - ✓ transition to cleaner energy,
  - ✓ production and delivery of sustainable aviation fuels,
  - ✓ development of sustainable and resilient infrastructure
  - ✓ transition to digital systems
- New opportunities to advance the sector





## Innovation and Aviation

- ICAO has been at the forefront of driving sustainability initiatives
- Long-term global aspirational goal – LTAG - for international aviation of net-zero carbon emissions by 2050
- Innovation is key for LTAG
- Achievement of LTAG will require collaborative efforts from all stakeholders in the aviation industry
  - ✓ accelerated adoption of innovative aircraft technologies,
  - ✓ implementation of efficient flight operations, and
  - ✓ increased production and use of sustainable aviation fuels - SAF







# Innovation and Aviation



## ICAO Tracker Tool



## Annual event and continuous process





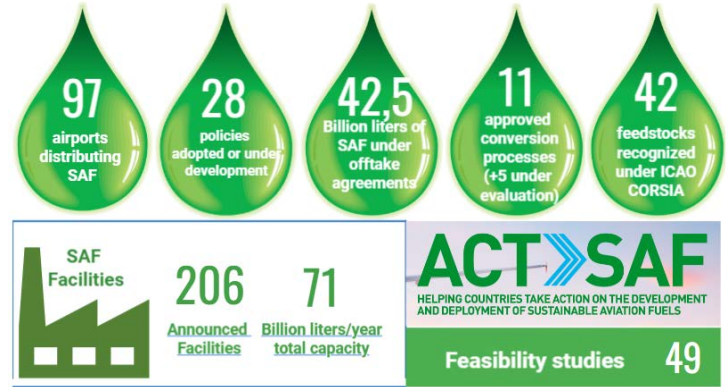
## Innovation at Airports

### Integration of sustainable aviation fuels

- Airports have a unique opportunity to facilitate the integration of sustainable aviation fuels
- Airports can create the required supply chain and infrastructure in collaboration with
  - ✓ fuel suppliers, airlines, and government agencies etc.
- Collaboration and engagement with stakeholders across the supply chain can:
  - ✓ drive innovation
  - ✓ increase the production capacity of sustainable aviation fuel, and
  - ✓ address any regulatory or logistical challenges associated

<https://www.icao.int/environmental-protection/GFAAF/Pages/Airports.aspx>

SAF Tracking tools (click for details)







## Innovation at Airports

### Cleaner energy transition and sustainable infrastructure

- Successful cleaner energy transition requires a supportive infrastructure framework
- Development of sustainable infrastructure:
  - ✓ integration of renewable energy on site,
  - ✓ implementation of smart grid technologies,
  - ✓ deployment of charging stations for electric vehicles etc.
- Collaboration between airports, governments, and private sector partners for sustainable infrastructure





## Conclusion and Next Steps

- All ICAO Member States to include innovative mitigation measures into their SAPs from the ICAO Basket of Measures
- Airports will play a critical role in driving a cleaner energy transition and fostering sustainability, all ICAO Member States to consider integration of cleaner energy sources to their airports



*Green Airports Seminar in 2024*



*New Eco-Airport Toolkit publication on “Innovation and Technology in Airport Sustainability”*



*Continue work closely with other international bodies inside and outside the aviation domain to track latest innovation to reduce the environmental impact of international aviation*



- North American Central American and Caribbean (NACC) Office  
Mexico City
- South American (SAM) Office  
Lima
- ICAO Headquarters  
Montréal
- Western and Central African (WACAF) Office  
Dakar
- European and North Atlantic (EUR/NAT) Office  
Paris
- Middle East (MID) Office  
Cairo
- Eastern and Southern African (ESAF) Office  
Nairobi
- Asia and Pacific (APAC) Sub-office  
Beijing
- Asia and Pacific (APAC) Office  
Bangkok



THANK YOU